

How to submit homework in Muhua Learning Management System

1. Find the assignment

Week 2 -Writing Topic 1- May 11, 2020

- Writing Assignment
- Second Submission

Submit your revised writing AFTER you have received feedback for the assignment. Please type your revised paper and submit here.

Week 2 - Writing Topic 2 - May 13, 2020

- Writing Assignment
- Second Submission

Submit your revised writing AFTER you have received feedback for the assignment. Please type your revised paper and submit here.

2. Add submission

status

Grading status Not graded

Due date Wednesday, 13 May 2020, 11:59 PM

Time remaining 5 hours 35 mins

Last modified -

Submission comments [Comments \(0\)](#)

Add submission

You have not made a submission yet.

◀ Second Submission Jump to... Second Submission ▶

3. In computer , drag and drop the jpg file to your computer and 'save changes'

MuhuaEducation Lesson 1

File submissions Maximum file size: 1GB, maximum number of files: 20

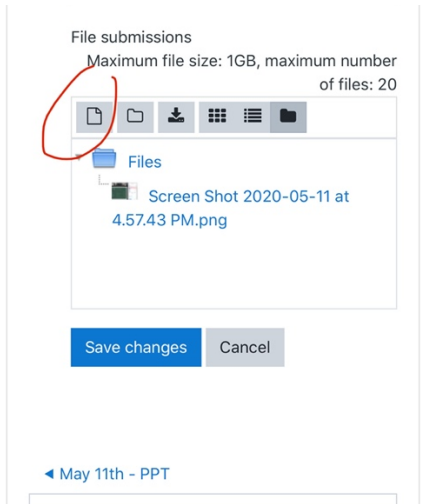
Files

- TobyL1.jpg
- TobyL1,2.png

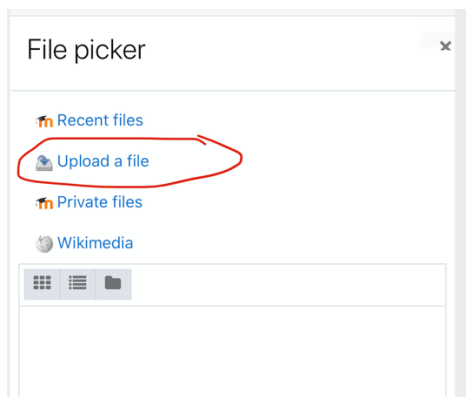
Save changes Cancel

◀ Second Submission Jump to... Second Submission ▶

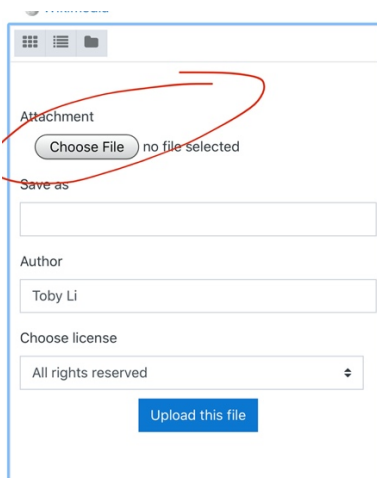
4. If using the cellphone , please do the following steps , click the ‘file’ icon



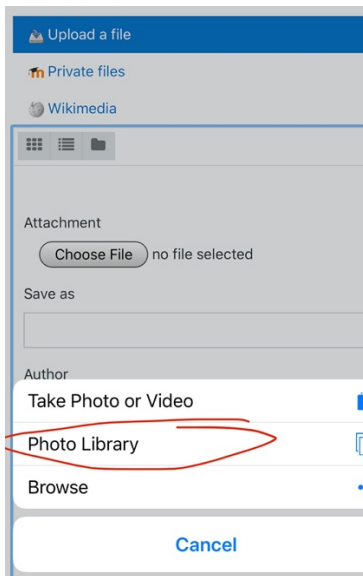
5. cellphone : upload a file



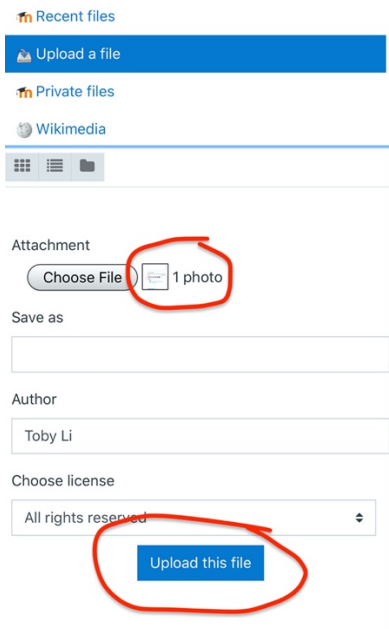
6. cellphone : choose a file



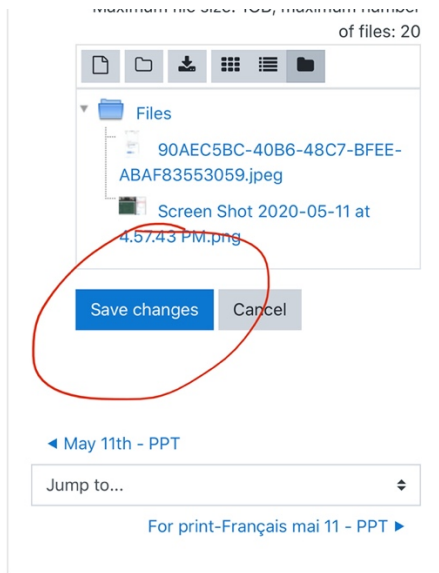
7. cellphone : Take a photo or pick up the picture from ' photo library'



8. cellphone : Once you have the file uploaded(see '1photo' there) , please click on the 'upload this file' button



9. Click on 'save changes'



You are logged in as Toby Li (Log out)

10. Submission status showing 'submitted for grading' which indicates you successfully submitted the homework.

